

# Free LLR Exam Training Material and Mock Test

This is a free LLR Preparation material by Pract4Exam.com.

To access this material online, you can access it from

<https://www.pract4exam.com/LLR>

This material contains the contains the complete LLR exam course followed by section wise mock test to prepare yourself. At the end you will also find RTO format full test.

Wish you all the very best!!

## Index

### Road and General Signs

Road and General signs Course

Click Here >>



Road and General signs Test

Click Here >>



### General Riding Principles

General Principles Course

Click Here >>



General Principles Test

Click Here >>



## Rules of Road and Regulations

Rules and Regulations Course

Click Here >>



Rules and Regulations Test

Click Here >>



## RTO Format Mock Exam


Rules and Regulations Test

Click Here >>



# 1. Road Signs

## Road Signs Categories



### **Mandatory Road Signs**

It is offence not to obey these signs



### **Cautionary Road Signs**


The driver should obey these signs for Safety



### **Informational Road Signs**

These signs are for drivers information





**List of Mandatory Signs**



**Stop**



**One way**



**Trucks Prohibited**



**Give way**



**Vehicle prohibited in both directions**



**Bull and Hard Cart Prohibited**



**No Entry**



**All motor vehicles prohibited**



**Vehicle prohibited in both directions**





**Bullock cart prohibited**



**Axel Load Limit**



**No Left Turn**



**Hand Cart Prohibited**



**Bicycle prohibited**



**No U Turn**



**No Horn**



**Pedestrian prohibited**



**Over Take Prohibited**



**Length Limit**



**No Right Turn**



**No Parking**





**No stopping or standing**



**Height Limit**



**Compulsory Right Turn**



**Speed Limit**



**Compulsory left turn**



**Compulsory Ahead or turn left**



**Load Limit**



**Compulsory Ahead/Straight**



**Compulsory Ahead or Turn right**



**Width Limit**



**Compulsory Keep Left**



**Bus Only**





**Cycle and Rikshaw track**



**Pedestrians only**



**Sound Horn**



**List of Cautionary signs**



**Major road ahead**



**Major intersection Ahead**



**T-intersection**





**Cross Road**



**Y-intersection**



**Traffic Signal**



**Side road left**



**Major road ahead**



**Left hand curve**



**Side road right**



**Major intersection  
Ahead**



**Major intersection  
Ahead**



**Staggered  
intersection**



**T-intersection**



**Left Hair pin bend**







**Right Hair pin bend**



**Narrow road**



**Roundabout**



**Left reverse bend**



**Road widens**



**Pedestrian crossing**



**Right reverse bend**



**Start of dual  
carriageway**



**School Zone**



**Narrow bridge**



**Two way**



**Gap in median**





**Cattle Crossing**



**Guarded Railway Crossing**



**Steep Descent**



**Men at work**



**Loose Gravel**



**Speed breaker**



**Cycle Crossing**



**Slippery Road**



**Dip**



**Unmanned Railway Crossing**



**Steep Ascent**



**Uneven Road**





**Falling Rocks**



**Unguarded level in 50-100m**



**Guarded level crossing in 50m**



**Unguarded level crossing in 200m**



**Guarded level crossing in 200m**



**List of Informational signs**



**Park both sides**



**Parking this side**



**Scooter and motor cycle stand**





**Auto-rickshaw stand**



**No through road**



**Repair facility**



**Cycle stand**



**No through side road**



**Resting place**



**Cycle-rickshaw stand**



**Public telephone**



**Taxi stand**



**Taxi stand**



**Railway station**



**Airport**





**Auto-rickshaw stand**



**Filling station / Petrol  
bunk**



**Auto-rickshaw stand**



**Eating place**



**Hospital**



**Light refreshment**





**Hand Signs**




**Stop Front**



**Left Turn**



**Slow Down**



**Stop Behind**



**Stop Hand Sign**



**Stop Front and Back**



**Turn right**



# Online LLR Road and General Signs Test

[LLR Exam - General and Road Signs Test 1](#)

[Click Here >>](#)

[LLR Exam - General and Road Signs Test 4](#)

[Click Here >>](#)

---

[LLR Exam - General and Road Signs Test 2](#)

[Click Here >>](#)

[LLR Exam - General and Road Signs Test 5](#)

[Click Here >>](#)

---

[LLR Exam - General and Road Signs Test 3](#)

[Click Here >>](#)

[LLR Exam - General and Road Signs Test 6](#)

[Click Here >>](#)



## 2. General Riding Principles

1. Driving Is A Repetition Of Three Things. Which Are They In Correct Order?
  - a. Think, Do And See
  - b. Do, Think And See
  - c. See, Think And Do**
  - d. See, Do And Think
  
2. Which Of The Following Should Be Done Continuously While Driving A Vehicle?
  - a. Checking Level Of Fuel Tank
  - b. Assessing Road Conditions Ahead**
  - c. Adjusting Vehicle Controls For Smooth Running
  - d. Making A Visual Check For All Controls
  
3. You Start To Feel Tired While Driving. What Should You Do?



- a. Increase Your Speed Slightly
  - b. Decrease Your Speed Slightly
  - c. Find A Less Busy Route
  - d. Stop At A Safe Place To Rest**
4. While Driving A Car, A Properly Adjusted Head Restraint Will
- a. Make You More Comfortable
  - b. Help You To Avoid Neck Injury**
  - c. Help You To Relax
  - d. Help You To Maintain Your Driving Position
5. You Should Only Use A Mobile Phone When
- a. Receiving A Call.
  - b. The Vehicle Is Stationary & Parked Suitably.**
  - c. Driving At Less Than 30 Kmph
  - d. Driving An Automatic Transmission Vehicle.
6. While Driving, Avoid
- a. Reacting To Wrong Behaviour Of Other Drivers.
  - b. Getting Distracted By Hoardings
  - c. Both Of The Above.**
  - d. Observing Dash Board Gauges Because This Will Affect Your Concentration.
7. To Help Concentration On Long Journeys You Should Stop Frequently And
- a. Have A Rest**
  - b. Fill Up With Fuel
  - c. Eat A Meal
  - d. Have A Drink
8. What Is Meant By 'Defensive Driving'?
- a. Being Alert And Thinking Ahead**
  - b. Always Driving Slowly And Gently
  - c. Always Letting Others Go First
  - d. Pulling Over For Faster Traffic





9. To Drive On The Road, Learners Must
- Have Only The Registration Certificate Of The Vehicle
  - Have Taken Professional Instruction
  - Have A Valid Learners Licence**
  - Apply For A Driving Test Within 12 Months.
10. Which Of The Following Types Of Eye Glasses Should Not Be Worn When Driving At Night?
- Half-Moon
  - Round
  - Bi-Focal
  - Tinted**
11. Objects Hanging From Your Interior Mirror May
- Restrict Your View & Distract Your Attention**
  - Improve Your Driving
  - Help You Concentration
  - None Of The Above
12. What Is The Best Way To Prevent Fatigue When Driving?
- Avoid Night Driving
  - Stop For Rest**
  - Don't Carry Any Load
  - Drink Two Pegs Of Good Quality Whisky
13. Your Overall Stopping Distance Will Be Much Longer When Driving
- In Rain**
  - In Fog
  - At Night
  - In Strong Winds
14. When Driving At Sunset Or Dawn On A Dark Day. What Should You Do?
- Keep Your Sunglasses On To Cut Down Headlight Glare.
  - Turn On Your Lights On Low Beam.**
  - Turn On Your Hazard Warning Lights.
  - Drive Very Fast



15. At Road Junctions Which Of The Following Are Most Vulnerable?
- a. Motorcyclists
  - b. Cyclists
  - c. Pedestrians
  - d. All Of The Above**
16. In What Situation Are Other Drivers Allowed To Flash Their Headlights At You?
- a. To Warn You Of Their Presence**
  - b. To Warn You Danger Is Ahead
  - c. To Warn You When You're Breaking The Speed Limit
  - d. To Tell You That They Are Giving Way To You
17. What Is The Best Way To Avoid Hitting Other Vehicles, People Or Animals When Moving Off From The Kerb?
- a. Get Out Of The Car, Look Around And Quickly Drive Off.
  - b. Sound Your Horn Continuously.
  - c. Check Your Mirrors And Look Over Your Shoulder Before Moving Off.**
  - d. All Of The Above
18. Which Of These Statements Is True?
- a. Pedestrians Have No Special Rights On The Road
  - b. You Must Give Right Of Way To Pedestrians Only On Zebra Crossings.
  - c. Pedestrians Have Right Of Way At Uncontrolled Pedestrian Crossing**
  - d. None Of The Above
19. When Driving In Wet Weather You Should
- a. Drive In The Middle Of The Road To Avoid Splashing Water On Pedestrians?
  - b. Watch Out For Pedestrians Who May Hurry And Take Risks.**
  - c. Stop And Help Elderly People Cross The Road
  - d. Drive At Specified Speed Limit



20. You Must Obey Signs Giving Orders. These Signs Are Mostly In

- a. Black Triangles
- b. Red Triangles
- c. Blue Rectangles
- d. Red / Blue Circles**

21. A Red Traffic Light Means

- a. You May Go Straight On If There Is No Other Traffic
- b. You May Turn Left If It Is Safe To Do So**
- c. You Must Slow Down And Prepare
- d. To Stop If Traffic Has Started To Cross.

22. As A Learning Licence-Holder You Should Not Drive A Vehicle

- a. Up to 50 Kmph
- b. At Night
- c. On The Motorway Without A Permanent Licence Holder.**
- d. None Of The Above

23. On Which Of These Occasions Must You Stop Your Vehicle?

- a. When Involved In An Accident
- b. At A Red Traffic Light
- c. When Signalled To Do So By A Police Officer
- d. All Of The Above**

24. Why Should You Make Sure That You Have Cancelled Your Indicators After Turning?

- a. To Avoid Flattening The Battery
- b. To Avoid Misleading Other Road Users**
- c. To Avoid Dazzling Other Road Users
- d. To Avoid Damage To The Indicator Relay

25. How Much Distance Should You Keep From A Vehicle Travelling In Front Of You?

- a. 15 Meters
- b. 10 Meters
- c. Depends On The Speed Of The Vehicle Travelling In Front Of You
- d. A Distance Sufficient To Avoid Collision If The Vehicle In Front Of You Suddenly Slows Down Or Stops**

26. You Must Not Use Your Horn When You Are Stationary



- a. Unless A Moving Vehicle May Cause You Danger
  - b. At Any Time Whatsoever
  - c. Unless It Is Used Only Briefly
  - d. Except For Signalling That You Have Just Arrived
27. When Other Drivers Flash Their Headlights At You It Means
- a. That There Is A Radar Speed Trap Ahead
  - b. That They Are Giving Way To You
  - c. That They Are Warning You Of Their Presence
  - d. That There Is Something Wrong With Your Vehicle
28. While Driving, A Warning Light On Your Vehicle's Instrument Panel Comes On. You Should
- a. Continue If The Engine Sounds Alright
  - b. Hope That It Is Just A Temporary Electrical Fault
  - c. Deal With The Problem When There Is More Time
  - d. Check Out The Problem Quickly And Safely
29. Which Of These Must Be In Good Working Order For Your Car To Be Roadworthy?
- a. Speedometer
  - b. Horn
  - c. Windscreen Wiper
  - d. All Of The Above
30. Rear View Mirror Is?
- a. For Viewing The Traffic Approaching From Behind
  - b. For Keeping An Eye On The Passengers On The Rear Seat
  - c. Not Necessary In The Vehicle
  - d. A Hazard As It Causes Distraction
31. Hand Brake Is To Be Used To?
- a. Reduce Speed
  - b. Park The Vehicle
  - c. Brake Suddenly
  - d. Control A Skid



32. The Most Effective Device For Protecting Passengers During Accident Is
- a. **Seat Belts**
  - b. Safety Door Latches
  - c. Padded Instrument Panels
  - d. None Of These
33. You Borrow A Friend's Car And Find That The Position Of The Driver's Seat Puts You Sitting A Long Way From The Steering Wheel And Controls. What Should You Do?
- a. You Should Never Borrow Another Person's Vehicle.
  - b. You Should Not Adjust Another Person's Seat
  - c. **Adjust The Seat Forward To Fit You**
  - d. Ask Your Friend For A Cushion To Place Behind Your Back.
34. Mirrors Are Often Slightly Curved (Convex), So That
- a. They Totally Cover Blind Spots
  - b. **They Give A Wider Field Of Vision**
  - c. They Make It Easier To Judge The Speed Of Following Traffic
  - d. They Make Following Traffic Look Bigger
35. What Should Be The Colour Scheme For Number Plates For Private Vehicles?
- a. Black Base And White Numerals
  - b. Yellow Base And White Numerals
  - c. **White Base And Black Numerals**
  - d. None Of The Above
36. You Have A Valid Learner's Licence To Drive A Car, You Are Allowed To
- a. Drive Only At Daytime
  - b. Practice Driving On Roads That Have Very Little Traffic
  - c. Drive At Any Time, Any Place
  - d. **Drive At Any Time, And Any Place Provided There Is A Permanent Licence Holder With You Who Can Control The Vehicle In Case Of Emergency**



37. If You Have A Valid Driving Licence For A Light Motor Vehicle, What Are You Allowed To Drive?

- a. Motor Car Only
- b. Motor Car And Motorcycle Above 50Cc
- c. Every Motor Vehicle
- d. None Of The Above

38. If You Meet With An Accident While Driving A Vehicle, Without A Valid Driving Licence, The Insurance Company Will

- a. Compensate Partly For Damages
- b. Compensate Fully For Damages
- c. Not Compensate For Damages
- d. None Of The Above

39. While Driving On The Road Without A Valid Driving Licence, When Can You Face A Penal Action?

- a. Only When You Have Met With An Accident
- b. When Checking Officer Check Your Vehicle
- c. Will Not Face A Penal Action
- d. None Of The Above

40. Learners Licence Is Valid

- a. For 30 Days
- b. Till Permanent Licence Is Issued
- c. For Six Months
- d. For One Year

41. PUC Stands For

- a. Primary Unlicensed Car & Carrier
- b. Pollution Under Control Certificate
- c. Pollution Uncontrolled Cancellation Certificate
- d. None Of The Above

42. Minimum Age To Obtain A Car Driving Licence Is?

- a. 20 Year
- b. 15 Years



c. 16 Years

**d. 18 Years**

43. Your Car Is Involved In An Accident Hurting People, You Should

**a. Report To The Nearest Police Station And Take The Persons To The Hospital**

b. Need Not Report To The Police Station

c. Need Not Report To The Police Station But Should Take The Persons To The Hospital.

d. Run Away

44. Is It An Offence To Obstruct Clear Vision Of Your Number Plates?

a. Depends On The Type Of Obstruction

**b. Yes, At Any Time**

c. No, You Are Allowed To Cover Your Number Plates If You Want To.

d. Yes, But Is Legal For A Tow bar Or Bicycle Rack To Cover The Rear Number Plate.

45. Are You Allowed To Use A Hand- Held Mobile Phone While Driving A Car?

a. Yes, But Only When You Stop At Intersections.

**b. No**

c. Yes, But You Must Hold The Steering Wheel With At Least One Hand.

d. Only At Night

46. Which Of The Following Is A Basic Step To Take After An Accident?

a. Protect The Area.

b. Inform To Authorities

c. Care For The Injured.

**d. All Of The Above**

47. What Phone Number Will You Dial In Case Of A Medical Emergency To Get Assistance By The Ambulance?

a. 102

b. 103

**c. 108**

d. 105



48. You Arrive At The Scene Of An Accident. What Is The First Thing You Should Do?
- a. Call The Police
  - b. Warn Other Traffic**
  - c. Call The Ambulance
  - d. None Of The Above
49. Accidents Occur
- a. Due To The Negligence Of Drivers.
  - b. Due To Vehicle Failure.
  - c. Because Of Difficult Road & Climatic Conditions
  - d. All Of The Above**
50. The Age Group Of Drivers Mostly Involved In A Road Accident?
- a. 36 To 45 Year Old
  - b. 55 Year Old And Over
  - c. 46 To 55 Years Old
  - d. 17 To 25 Years Old**
51. An Older Person's Driving Ability Could Be Affected Because They May Be Unable To
- a. Understand Road Signs
  - b. Obtain Car Insurance
  - c. React Very Quickly**
  - d. Give Signals Correctly
52. You Should Not Use A Mobile Phone While Driving
- a. Until You Are Satisfied That No Other Traffic Is Near
  - b. Unless You Are Able To Drive One Handed
  - c. Because It Might Distract Your Attention From The Road Ahead.**
  - d. Because Reception is poor When The Engine Is Running
53. You Are Taking Drugs That Are Likely To Affect Your Driving. What Should You Do?
- a. Seek Medical Advice Before Driving**
  - b. Limit Your Driving To Essential Journeys
  - c. Only Drive If Accompanied By A Permanent Licence Holder
  - d. Drive Only For Short Distances





54. You Have Been Involved In An Argument Before Starting Your Journey. This Has Made You Feel Angry. You Should

- a. Start To Drive, But Open A Window
- b. Drive Slower Than Normal And Turn Your Radio On
- c. Have An Alcoholic Drink To Help You Relax Before Driving
- d. Calm Down Before You Start To Drive.**

55. A Driver's Behaviour Has Upset You. It May Help If You

- a. Stop And Take A Break**
- b. Shout Abusive Language
- c. Gesture To Them With Your Hand
- d. Follow Their Car, Flashing The Headlights

56. A Motor Driving Licence Issued In Any State Of India

- a. Is Valid Through Out The India**
- b. Is Valid Throughout The World
- c. Is Valid Only In The State
- d. Not Valid Anywhere

57. What Should You Use Your Horn For?

- a. To Alert Others Of Your Presence**
- b. To Allow You Right Of Way
- c. To Greet Other Road Users
- d. To Signal Your Annoyance

58. Before Driving A New Vehicle The Driver Should

- a. Be Familiar With The Position Of Controls**
- b. Take A Bath And Make Himself Fit For Driving.
- c. Always Use Choke Before Starting.
- d. Check Its Number Plates.

59. The First Thing That Alcohol Affects Is

- a. Vision.
- b. Speech.
- c. Hearing
- d. Judgement.**



60. You Have To Drive In The Evening. You Are Invited To A Lunch . What Is Your Best Course Of Action?
- a. Have Only Two Pegs
  - b. Don't Drink Any Alcohol At All**
  - c. Have Some Milk Before Drinking Alcohol
  - d. Eat A Hot Meal With Your Alcoholic Drinks
61. What Advice Should You Give To A Driver Who Has Had A Few Alcoholic Drinks At A Party?
- a. Have A Strong Cup Of Coffee And Then Drive Home
  - b. Drive Home Carefully And Slowly
  - c. Go Home By Public Transport**
  - d. Wait For A Short While And Then Drive Home.
62. What Else Can Seriously Affect Your Concentration, Other Than Alcoholic Drinks?
- a. Drugs
  - b. Tiredness
  - c. Loud Music
  - d. All Of The Above**
63. Do You Have Any Responsibility When Opening A Vehicle Door On A Roadway?
- a. The Driver May Open His Door When Ever He Wishes To.
  - b. No, Any Following Traffic Must Stop If The Door Interferes With Progress.
  - c. No, There Is No Regulation To Cover This Situation.
  - d. Yes, You Must Not Open A Door If You Are Likely To Cause Danger To Road Users Or Impede Traffic.**
64. Generally, If You Hear The Siren Of An Emergency Vehicle You Should
- a. Sound Your Horn
  - b. Immediately Come To A Stop
  - c. Let The Emergency Vehicle Pass And Follow It Closely Behind.
  - d. Pull Over To The Left Until The Emergency Vehicle Passes.**
65. You Arrive At The Scene Of A Motorcycle Accident. No Other Vehicle Is Involved. The Rider Is Unconscious, Lying In The Middle Of The Road. The First Thing You Should Do Is To



a. Move The Rider Out Of The Road.

**b. Warn Other Traffic**

c. Clear The Road Of Debris.

d. Give The Rider Reassurance

66. Which Of The Following Attitudes Are Most Likely To Make You A Safe Driver?

**a. When I Drive, I Am Responsible For My Safety As Well As The Safety Of Other Road Users.**

b. Crashing Or Not Crashing Is A Matter Of Luck

c. Other Road Users Must Ensure Their Safety

d. Other Drivers Are Rash, I Am Safety Conscious.

67. Your Vehicle Has Broken Down On A Highway, What Is The First Thing You Should Do?

**a. Warn Other Traffic**

b. Stop The Following Traffic And Ask For Help

c. Attempt To Repair Your Vehicle Quickly

d. Place A Warning Triangle On The Road.

68. Which Of The Following Should Not Be Kept In Your Vehicle?

a. A First Aid Kit

b. A Road Atlas

**c. Inflammable Material**

d. Tool Kit

69. Which Of The Following Is True

**a. The Pedestrians Have The Right Of Way At All Pedestrian Crossings**

b. Pedestrians Have No Right To Cross The Road

c. Pedestrians Shall Allow The Vehicles To Pass

d. Pedestrians Shall Move Slowly At Road Crossings

70. What Is The Maximum Speed Limit When Towing Another Mechanically Disabled Vehicle

a. 60Kmph

b. 50Kmph



**c. 24Kmph**

d. 10Kmph

71. Which Of The Following Is Correct

a. You Should Not Sound Horn In Silence Zones

b. You Should Not Use Multi Toned Horns

c. You Should Not Drive A Vehicle Creating Undue Noise

**d. All The Above**

72. When You Approach A Road Where Workers Are Undertaking Repairs, Your Speed Shall Not Be More Than

**a. 25Kmph**

b. 35Kmph

c. 45Kmph

d. 55Kmph

73. What Shall Be Your Maximum Speed When You Are Passing A Procession Or Meetings On The Road

a. 35Kmph

**b. 25Kmph**

c. 45Kmph

d. 55Kmph

74. A Driver Of Goods Vehicle Can Carry Passengers

a. On The Trailer

b. On The Body Of The Vehicle

c. For Hire Or Reward

**d. Can Not Carry Passengers**

75. Which Of The Following Documents Need Not Be Carried While Driving The Vehicle

a. Driving Licence

b. Registration Certificate

c. Insurance Certificate

**d. Invoice**

76. Which Of The Following Are Authorised To Ask You For Production Of Documents While You Are Driving On The Road



- a. Officers Of Police Department In Uniform
- b. Officers Of Transport Department In Uniform
- c. Any Other Officer Authorised By Government
- d. All Of These**

77. What Is The Maximum Speed With Which You Are Allowed To Drive A Two Wheeler On The Road

- a. 60Kmph
- b. 80Kmph
- c. 50Kmph**
- d. 100Kmph

78. Stopping With The Help Of Gears Can Be Achieved By

- a. Bringing The Gear Into Neutral
- b. Switching Off The Engine
- c. Lowering Gears One By One**
- d. Depressing The Clutch & Brake Simultaneously

79. Which Of The Following May Cause Loss Of Concentration While Driving?

- a. Loud Music
- b. Arguing With A Passenger
- c. Using A Mobile Phone
- d. All Of The Above**

80. On A Long Motorway Journey Boredom Can Cause You To Feel Sleepy. You Should

- a. Leave The Motorway And Find A Safe Place To Stop And Ensure A Supply Of Fresh Air Into Your Vehicle**
- b. Keep Looking Around At The Surrounding Landscape
- c. Drive Faster To Complete Your Journey Sooner
- d. Stop On The Hard Shoulder For A Rest

81. Which Of These Does The Law Require You To Keep In Good Condition?

- a. Headlights
- b. Windscreen
- c. Seat Belts
- d. All Of The Above**



82. You Are Carrying Two 13 Year Old Children And Their Parents In Your Car. Who Is Responsible For Seeing That The Children Wear Seat Belts?

- a. The Children's Parents
- b. You, The Driver**
- c. The Front-Seat Passenger
- d. The Children

83. Noise Pollution May Result In

- a. Disturbing Mental Equilibrium.
- b. Disturbing The Concentration Of Driver.
- c. Loss Of Hearing Capacity.

**d. All Of The Above**

84. A Driver Does Something That Upsets You. You Should

- a. Try Not To React**
- b. Let Them Know How You Feel
- c. Flash Your Headlights Several Times
- d. Sound Your Horn

85. How Should You React To Drivers Who Appear To Be Inexperienced?

- a. Sound Your Horn To Warn Them Of Your Presence
- b. Be Patient And Prepared For Their Slow Reaction**
- c. Flash Your Headlights To Indicate That It Is Safe For Them To Proceed
- d. Overtake Them As Soon As Possible

86. You Should Only Flash Your Headlights At Other Road Users

- a. To Show That You Are Giving Way
- b. To Show That You Are About To Turn
- c. To Tell Them That You Have Right Of Way

**d. To Let Them Know That You Are There**

87. Pressing The Clutch Pedal Down Or Rolling In Neutral For Too Long While Driving Will

- a. Use More Fuel
- b. Cause The Engine To Overheat

**c. Reduce Your Control**

- d. Improve Tyre Wear



88. How Can You Use The Gears Of Your Vehicle To Control Your Speed?

**a. By Changing To A Lower Gear**

- b. By Selecting Reverse Gear
- c. By Changing To A Higher Gear
- d. By Selecting Neutral Gear

89. You Are Driving Down A Steep Hill. Why Could Keeping The Clutch Down Or Selecting Neutral For Too Long Be Dangerous?

a. Fuel Consumption Will Be Higher

**b. Your Vehicle Will Pick Up Speed**

- c. It Will Damage The Engine
- d. It Will Wear Tyres Out More Quickly

90. You Are Travelling In Very Heavy Rain. Your Overall Stopping Distance Is Likely To

**a. Increase**

- b. Decrease
- c. Be Up To Ten Times Greater
- d. Remain The Same

91. What Is The Legal Minimum Insurance Cover You Must Have To Drive On Public Roads?

a. Third Party, Fire And Theft

b. Fully Comprehensive

**c. Third Party Only**

d. Personal Injury Cover

92. You Have Just Bought A Second Hand Vehicle. When Should You Tell The Licensing Authority Of Change Of Ownership?

**a. Within 14 Days**

- b. Within 28 Days
- c. Within One Month
- d. Only When You Insure It

93. You Are The First To Arrive At The Scene Of An Accident. Which Of These Should You Do?

a. Switch Off The Vehicle Engine



- b. Move Uninjured People Away From The Vehicle(S)
- c. Call The Emergency Services
- d. All Of The Above**

94. An Accident Has Just Happened. An Injured Person Is Lying On The Busy Road. What Is The First Thing You Should Do?

- a. Treat The Person For Shock
- b. Warn Other Traffic**
- c. Place Him In The Recovery Position
- d. Make Sure That The Injured Person Is Kept Warm

95. You Have Stopped At The Scene Of An Accident To Give Help. Which Of These Things Should You Do?

- a. Keep Injured People Warm And Comfortable
- b. Keep Injured People Calm By Talking To Them Reassuringly
- c. Make Sure That Injured People Are Not Left Alone
- d. All Of The Above**

96. Your Indicators May Be Difficult To See In Bright Sunlight. What Should You Do?

- a. Give An Arm Signal As Well As Use Your Indicators**
- b. Put Your Indicator On Earlier
- c. Touch The Brake Several Time To Show The Stop Lights
- d. Turn As Quickly As You Can

97. What Are The Documents You Need To Carry With You In Your Vehicle Always While Driving?

- a. Driving Licence
- b. Driving Licence And Insurance Certificate
- c. Driving Licence, Certificate Of Insurance, Registration Certificate And Pollution Under Control Certificate**
- d. No Need To Carry These Documents Since They Can Be Stolen Or Misplaced

98. What Is The Validity Period Of A Learner's Licence?

- a. 180 Days**
- b. 30 Days
- c. 60 Days





- d. 90 Days
99. What Is The Grace Period For The Renewal Of A Permanent Driving Licence?
- a. Nil
  - b. 30 Days**
  - c. 60 Days
  - d. 90 Days
100. Under What Circumstances Can Your Vehicle Be Impounded?
- a. When Driving A Vehicle Without Registration**
  - b. When Flashing Headlights Unnecessarily
  - c. When Registration Numbers Are Written In Incorrect Size Dimensions
  - d. When Registration Plate Has A Wrong Colour Background
101. How Does Alcohol Affect Your Driving?
- a. It Speeds Up Your Reactions
  - b. It Reduces Your Concentration**
  - c. It Increases Your Awareness
  - d. It Improves Your Co- Ordination
102. What Does The Law Require With Regard To The Negotiating Of Uncontrolled Pedestrian Crossing?
- a. Speed Up But Avoid Hitting Pedestrians Who Are Already On The Pedestrian Crossing
  - b. Slow Down And Proceed
  - c. Stop And Give Precedence To Pedestrians Who Are Already On The Pedestrian Crossing**
  - d. Speed Up Keeping In Mind Pedestrians Who Are Already On The Pedestrian Crossing
103. What Should You Do When You Are Dazzled By Headlights Of Other Vehicles At Night?
- a. Slow Down Or Stop, If Necessary
  - b. Look To The Left Side Of The Road And Slow Down. Keep Headlights On Low Beam**
  - c. Dip Your Headlights Continuously



- d. Speed Up
104. A Cover Note Is A Document Issued Before You Receive Your
- a. Driving Licence.
  - b. Registration Document
  - c. Insurance Certificate**
  - d. PUC Certificate
105. When You Smell Or See Fire In Your Vehicle, What Should You Do?
- a. Pull To The Side Of The Road Immediately, Turn Off The Engine And All Electrical Switches And Try To Smother Burning Wires With Sand Or Heavy Cloth**
  - b. Pull To The Side Of The Road Immediately, Turn Off The Engine And All Electrical Switches And Smother Burning Wires By Pouring Water On Them.
  - c. Don't Do Anything But Call The Fire Brigade.
  - d. None Of The Above.
106. You Should Not Drive With Your Foot On The Clutch For Longer Than Necessary Because It
- a. Reduces Control Over The Vehicle And Will Result In Premature Clutch Failure**
  - b. Increases Wear Of The Gearbox
  - c. Decreases Petrol Consumption
  - d. Reduces The Grip Of The Tyres
107. Function Of Choke Is To
- a. Enrich Fuel In The Air-Fuel Mixture**
  - b. Enrich Air In The Air-Fuel Mixture
  - c. Enrich Fuel In The Air- Water-Fuel Mixture
  - d. None Of The Above
108. You Have Third Party Insurance. What Does This Cover?
- a. Injury To Another Person.
  - b. Damage To Someone's Property.
  - c. Damage To Other Vehicles.
  - d. All Of The Above.**



109. What Is The Main Reason That Your Stopping Distance Increases After Heavy Rain?
- a. You Are Not Able To See Large Puddles.
  - b. The Brakes Are Cold Because They're Wet.
  - c. Your Tyres Have Less Grip On The Road.**
  - d. Water On The Windscreen Blurs Your View Of The Road Ahead.
110. When Your Vehicle Is Loaded You Must Make Sure That The Load Will
- a. Remain Secure**
  - b. Be Easy To Unload
  - c. Not Be Damaged
  - d. Not Damage The Vehicle.
111. You See A Pedestrian Carrying A White Stick. This Shows That The Person Is
- a. Disabled
  - b. Deaf
  - c. Elderly
  - d. Blind**
112. While Driving, You Approach Road Works. You See A Temporary Maximum Speed Limit Sign. You Must
- a. Comply With The Sign During The Working Day
  - b. Comply With The Sign At All Times**
  - c. Comply With The Sign When The Lanes Are Narrow
  - d. Comply With The Sign During The Hours Of Darkness.
113. The Driver Of A Four Wheeler Must Ensure That Any Load That Is Carried On A Roof Rack Must Be
- a. Securely Fastened When Driving**
  - b. Carried Only When Strictly Necessary
  - c. As Light As Possible
  - d. Covered With Plastic Sheeting



114. Why Passing A Lorry Is More Risky Than Passing A Car?
- a. Lorries Are Longer Than Cars.
  - b. Lorries May Suddenly Pull Up
  - c. The Brakes Of Lorries Are Not As Good
  - d. Lorries Climb Hills More Slowly
115. Before Starting The Vehicle The Driver Should Check-
- a. If The No. Plates Are Clean
  - b. Tyre Condition, Pressure & Wheel Nut For Proper Tightening.
  - c. Leakage Of Fuel, Coolant Or Oil.
  - d. All Of The Above
116. Which Is Illegal While Driving A Four Wheeler Vehicle?
- a. Improper Working Of All Lights & Indicators.
  - b. Not Using Seat Belts.
  - c. Both Of The Above.
  - d. None Of The Above
117. While Driving You Should Always Keep The Following In Mind-
- a. Condition Of The Road & Weather.
  - b. Type Of Vehicle & Traffic Condition.
  - c. Your Own Skill & Concentration.
  - d. All Of The Above
118. When You Are Being Overtaken Or Passed By Another Vehicle. Do Not
- a. Give Hand Signals.
  - b. Reduce Your Vehicle's Speed.
  - c. Use Head Lights.
  - d. Increase Your Speed.
119. Who Is Responsible For Ensuring That The Vehicle Is Not Overloaded?
- a. The Passengers.
  - b. The Mechanic Of The Vehicle.
  - c. The Driver Of The Vehicle.



- d. All Of The Above
120. On A Foggy Day You Have To Unavoidably Park Your Vehicle On The Road.  
What Should You Do?
- a. Leave Headlights On
  - b. Leave Side Lights On**
  - c. Keep Stones/Bricks Around Your Vehicle
  - d. None Of These
121. You Should Use A Mobile Telephone Only When You
- a. Have Stopped At A Safe Place**
  - b. Are Travelling Slowly
  - c. Are On A Motorway
  - d. Are Approaching A Light Traffic
122. Turbulence Is Created By Large Vehicles Travelling At Speed. This Is Most Likely To Be A Danger To
- a. Cyclists
  - b. Pedestrians
  - c. Motorcyclists
  - d. All Of The Above**
123. You Are Driving In Heavy Rain. Your Steering Suddenly Becomes Very Light.  
You Should
- a. Steer Towards The Side Of The Road
  - b. Apply Gentle Acceleration
  - c. Brake Firmly To Reduce Speed
  - d. Ease Off The Accelerator**
124. You Are Following A Large Lorry On A Wet Road. Spray Makes It Difficult To See. You Should
- a. Drop Back Until You Can See Better**
  - b. Put Your Headlights On Full Beam
  - c. Keep Close To The Lorry, Away From The Spray
  - d. Speed Up And Overtake Quickly



125. You Are Driving In Fog. Why Should You Keep Well Back From The Vehicle In Front?
- a. In Case It Changes Direction Suddenly
  - b. In Case It's Fog Lights Dazzle You
  - c. In Case It Stops Suddenly**
  - d. In Case Its Brake Lights Dazzle You
126. You Arrive At An Accident Where Someone Is Suffering From Severe Burns. Which Of The Following Would Help?
- a. Do Use The Burns With Cold Water**
  - b. Remove Anything Stuck To The Burns
  - c. Burst Blisters That Form On The Burns
  - d. Apply Ointment To The Burns
127. Air Pollution Effects
- a. Human Beings
  - b. Plants
  - c. Animals
  - d. All Of The Above**
128. What Will Happen If The Wheels Are Not Properly Balanced?
- a. Vehicle Pulling To The Right.
  - b. Vehicle Pulling To The Left.
  - c. Steering Wobbling.**
  - d. None Of The Above.
129. What Is Meant By Clutch Riding?
- a. Keeping Your Foot On The Clutch While Driving**
  - b. Not Using The Clutch While Changing Gear
  - c. Keeping Your Foot Off The Clutch While Driving
  - d. None Of The Above
130. There Is Vibration On Your Steering Wheel As You Drive. What Is The Probable Cause?
- a. Low Level Of Engine Oil.
  - b. Low Level Of Coolant.



- c. Unbalanced Wheels.**
- d. Balding Of Tyres.
131. When May A Driver Lend His Driving Licence To Another Person?
- a. For Driving Lessons.
- b. At No Time.**
- c. For Identification Only.
- d. If The Person Is Well Known To Him.
132. If Your Vehicle Hits A Pedestrian You Should
- a. Identify Yourself And Leave.
- b. Help The Person And Call An Ambulance.
- c. Help The Injured Person, Identify Yourself And Then Report To The Police.**
- d. None Of The Above
133. Stickers, Posters And Other Non- Official Items May Not Be Placed On The Windshield Of An Automobile Because:-
- a. It Is Unlawful To Advertise In This Way.
- b. They Obstruct The Driver's Vision.**
- c. Other Drivers Cannot See You.
- d. None Of The Above.
134. A Person Having Driving Licence Suspended Or Cancelled May
- a. Drive In An Emergency?
- b. Drive Only When A Valid Driving Licence Holder Is With Him.
- c. Not Drive Under Any Conditions.**
- d. None Of The Above.
135. If A Person's Driving Licence Validity Period Is Over, He Can Apply For Renewal Of Motor Driving Licence Within Without Penalty
- a. Ten Days.
- b. Twenty Days.
- c. Thirty Days**
- d. Twenty Five Days.



136. Any Person May Hold
- Maximum 3 Licences At A Time, One For Each Class.
  - Only One Licence.**
  - Any Number Of Licences However Each Licence Must Authorise Only One Class Of Motor Vehicle For Driving.
  - None Of The Above.
137. Lending Of A Motor Vehicle To A Person For Driving, Who Is Not Holding A Valid Licence Is:-
- Not An Offence Since The Borrower Is Solely Responsible.
  - A Serious Offence.**
  - An Offence Only When Vehicle Is Involved In An Accident.
  - None Of The Above.
138. Driving A Vehicle Having Pollution Values Above The Limit Specified By The Law: –
- Is Permitted Only In Emergency.
  - Is An Offence**
  - Is Liable For A Strict Warning From Authorities.
  - None Of The Above.
139. Fitment Of A Multitoned Horn To A Motor Vehicle: –
- Is Permitted Only In Emergency.
  - Is An Offence Under The Law As It Causes Noise Pollution.**
  - Is Liable For A Strict Warning From Authorities.
  - None Of The Above.
140. The Aim Of First Aid Is
- To Save Life
  - To Promote Recovery
  - To Prevent Worsening Of Victim's Condition
  - All Of The Above.**





141. Alcohol May Result In
- a. Irritability
  - b. Loose Temper
  - c. Anger
  - d. All Of The Above**
142. Alcohol Affects
- a. Decision Making
  - b. Self Control
  - c. Thinking
  - d. All Of The Above**
143. Alcohol May Result In
- a. Hostile Behaviour
  - b. Indecision
  - c. Violent Behaviour
  - d. All Of The Above**
144. Alcohol May Affect Adversely By
- a. Reducing Alertness
  - b. Affecting Vision
  - c. Loss Of Decision Making
  - d. All Of The Above**
145. Increasing Your Speed Has What Effect On Stopping Distance?
- a. No Difference In Stopping Distance.
  - b. The More The Speed The Lesser The Stopping Distance
  - c. The More The Speed The More The Stopping Distance**
  - d. None Of The Above
146. While Starting The Vehicle Which Of The Following Things Should Be Done
- a. Gear Should Be In Neutral.
  - b. Parking Brake Should Be On.
  - c. Clutch Pedal Should Be Depressed.
  - d. All Of The Above.**



147. The Right Of Way Should Be Given To
- a. Police Vehicles
  - b. Buses
  - c. Emergency Vehicles**
  - d. Two Wheelers
148. Fog Lamps Are Used
- a. At Night
  - b. Instead Of Parking Lights
  - c. On Highways
  - d. When There Is Mist**
149. Zebra Crossing Is Meant For
- a. Pedestrians**
  - b. Emergency Vehicles
  - c. Slow Moving Vehicles
  - d. Stopping The Vehicle
150. Boarding And Alighting While The Vehicle Is In Motion
- a. Is Permitted For Buses
  - b. Is Prohibited For All Types Of Vehicles**
  - c. Is Prohibited For Buses
  - d. Is Permitted For Passenger Vehicles
151. More Than Two Persons On A Two Wheeler Is
- a. Allowed When Traffic Density Is Low
  - b. Violation Of Law**
  - c. Allowed In Some Places
  - d. All Of The Above
152. Using Unregistered Vehicle In Public Places Is
- a. Illegal**
  - b. Legal
  - c. Allowed In Some Places



- d. Any Of The Above
153. Driving At High Speed
- a. Gives You A Better Fuel Average
  - b. Does Not Give You Sufficient Time To React To Hazards**
  - c. Take Less Time For Your Journey
  - d. Will Cause Less Damage To Your Engine
154. A Basic Rule When On Highways Is
- a. Use The Lane That Has Least Traffic
  - b. Keep The Left Lane Unless Overtaking**
  - c. Overtake On The Side That Is Clearest
  - d. Try To Keep Above 50 Kmph To Prevent Congestion
155. Causes Of The Automobile Pollution Is / Are
- a. Poor Maintenance
  - b. Over Loading Of Vehicles
  - c. Frequent Traffic Jams
  - d. All Of The Above**
156. Which Of The Following Will Affect Your Stopping Distance
- a. How Fast You Are Going
  - b. The Tyres Of Your Vehicle
  - c. Weather
  - d. All Of The Above**
157. To Reduce The Volume Of Traffic On The Roads You Could
- a. Use Public Transport More Often
  - b. Share A Car When Possible
  - c. Walk Or Cycle On Short Journeys
  - d. All Of The Above**
158. To Prevent Polluting The Environment, You Can Help By
- a. Having Your Vehicle Properly Serviced
  - b. Making Sure Your Tyres Are Correctly Inflated
  - c. Not Over Driving In Lower Gears
  - d. All Of The Above**



159. A Properly Serviced Vehicle Will Give
- a. Lower Insurance Premiums
  - b. You A Refund On Your Road Tax
  - c. Better Fuel Economy And Cleaner Exhaust Emissions**
  - d. None Of The Above



# Online LLR Riding Principles Mock Test

[LLR Mock Exam Riding Principles Test 1](#)

[Click Here >>](#)

[LLR Mock Exam Riding Principles Test 4](#)

[Click Here >>](#)

[LLR Mock Exam Riding Principles Test 2](#)

[Click Here >>](#)

[LLR Mock Exam Riding Principles Test 5](#)

[Click Here >>](#)

[LLR Mock Exam Riding Principles Test 3](#)

[Click Here >>](#)

[LLR Mock Exam Riding Principles Test 6](#)

[Click Here >>](#)



### 3. LLR Exam Rules of Road and Regulations

1. You want to turn right at a junction. But you think that your indicators can not be seen clearly. What should you do?
  - a. Get out and check if your indicators can be seen
  - b. Stay in the left hand lane
  - c. Keep well over to the right
  - d. Give arm signal and indicator signal**
2. You have to make a journey in foggy conditions. You should
  - a. Follow closely other vehicle's tail lights
  - b. Never use demisters and windscreen wipers
  - c. Leave plenty of time for your journey**
  - d. Keep safe distance of two seconds
3. You are driving a vehicle. You notice animals in front. What should you do first?
  - a. Pull out to the middle of the road
  - b. Be prepared to slow down**
  - c. Accelerate around them
  - d. Signal right
4. You are driving past a lane of parked cars. You notice ball bouncing out into the road ahead. What should you do?
  - a. Continue driving at the same speed and sound your horn
  - b. Continue driving at the same speed and flash your headlights
  - c. Slow down and be prepared to stop for children**
  - d. Stop and wave the children across to fetch their ball.
5. What is the main hazard you should be aware of when following a cyclist?
  - a. The cyclist may move into the left and dismount
  - b. The cyclist may turn either way into the road**
  - c. The contents of the cyclist's carrier may fall onto the road
  - d. The cyclist may wish to turn right at the end of the road
6. Be extra cautious while overtaking
  - a. 'l' mark vehicles.**



- b. Slow speed vehicles.
  - c. Old vehicles.
  - d. Light vehicles.
7. Be careful while overtaking 'L' mark (learner driver) vehicle because
- a. Their intention is always to drive in right hand lane.
  - b. This will reduce their confidence.
  - c. They may get nervous and it may lead to an accident.**
  - d. Generally they are not medically fit.
8. You are following a two wheeler on a poor road surface. You should
- a. Make sure you stay well back
  - b. Look out as they may wobble
  - c. Be aware they may suddenly turn either way
  - d. All of the above**
9. You should not overtake when?
- a. Intending to turn left shortly afterwards
  - b. Approaching a junction
  - c. The view ahead is blocked
  - d. All of the above**
10. You should never attempt to overtake a cyclist!
- a. When approaching a roundabout
  - b. On a narrow road
  - c. Just before you turn left**
  - d. On a right hand bend
11. When you approach a bus signalling to move off from a bus stop, you should
- a. Get past before it moves
  - b. Allow it to pull away, if it is safe to do so**
  - c. Flash your headlights as you approach
  - d. Signal left and wave the bus to move on
12. You have just been overtaken by a motorcyclist who is cutting in sharply. You should
- a. Sound the horn
  - b. Brake firmly
  - c. Keep a safe gap**
  - d. Flash your lights



13. You are driving a two wheeler on the motorway in windy conditions. When passing high- sided vehicles you should
- Increase your speed.
  - Be aware of sudden blast of wind.**
  - Drive alongside very closely.
  - Expect normal conditions.
14. You are driving upto an intersection where there is no signal. People are crossing in front of your car. You should
- Continue driving into the intersection without reducing speed.
  - Slow down and be careful
  - Stop and allow pedestrians to cross**
  - Sound your horn repeatedly
15. You wish to take a “u” turn. If there is a policeman at the intersection controlled by a traffic light, you should
- Drive to another intersection that has no traffic light
  - Wait until the light turns green before making the “u” turn**
  - Make the “u” turn if there is a policeman at the intersection.
  - Avoid making a ‘u’ turn
16. You are driving on a two-lane street. The vehicle in front of you is moving very slowly, and the road ahead is clear for overtaking, you should
- Pass the vehicle from left hand side
  - Pass the vehicle from right hand side**
  - Pass the vehicle from any convenient side
  - Never overtake at all.
17. As you approach an intersection, you should check for traffic on your left and right.
- At all times before entering the intersection.**
  - Only when the traffic is heavy
  - Only when you approach a stop sign.
  - None of the above
18. While driving on the motorway you have to slow down quickly due to a hazard. What should you do?
- Sound your horn
  - Switch on your hazard light**



- c. Switch on your fog light
  - d. Switch on your headlight to full beam
19. You drive up to a corner where you see some loose gravel on the road. You should
- a. Check the mirrors and change lanes
  - b. Speed up and drive over the gravel as quickly as possible.
  - c. Slow down**
  - d. None of the above
20. When you have started to overtake the car ahead, you notice that its right indicator is flashing. You should
- a. Accelerate quickly to get pass
  - b. Immediately brake to a stop
  - c. Flash your headlights and accelerate pass.
  - d. Check your mirror and move back behind the car.**
21. A dotted white central line on the road means that you may
- a. Cross it whenever you feel
  - b. Cross it when there is no traffic coming from the opposite direction
  - c. Never cross it under any circumstances
  - d. Cross it when it is safe to do so but should come back to your lane after overtaking**
22. A continuous yellow or white line in the centre of the road indicates that you may cross it
- a. Whenever you feel it is safe to do so
  - b. When there is no traffic coming from the opposite direction
  - c. Under no circumstances**
  - d. But avoid as far as possible
23. Two continuous yellow lines in the middle of the road indicate that
- a. Overtaking permitted
  - b. Overtaking not permitted
  - c. Overtaking and right turning both are not permitted**
  - d. Overtaking not permitted but right turn permitted.
24. Speed limit signs indicate the maximum speed during ideal conditions.
- a. TRUE**





- b. FALSE
  - c. Both
  - d. None
25. While approaching a pedestrian crossing which is controlled by a traffic signal, the signal has turned green for you. But the pedestrians are still crossing. You should
- a. Slow down and give way to pedestrians
  - b. Speed up since the signal is in your favour
  - c. Speed up but take care of the pedestrians
  - d. None of the above
26. Under what circumstances you will not go forward when the signal lights are in your favour?
- a. If road repair work is in progress near the intersection
  - b. If you want to give coin to a beggar who is a little away from you
  - c. If by doing so, you will be blocking the intersection
  - d. If a policeman on duty has signalled you to stop
27. A flashing red light at an inter section means
- a. You should slow down and drive with increased caution.
  - b. You should slow down, and give right way to vehicles approaching from left or right side
  - c. Signal light is out of order and as such you should proceed with caution.
  - d. You should stop, give way to vehicles in the priority road and proceed only when the way is clear
28. When you approach an intersection, the green signal has just changed into amber, you should
- a. Hurry up and cross
  - b. Apply brakes and cross
  - c. See, if you have crossed the stop line or are so close to it that you cannot stop safely, cross the intersection with caution
  - d. See, if there is no policeman, cross, otherwise stop.
29. Which of these lights will come after amber at a traffic light?
- a. Red
  - b. Green



- c. Blue
  - d. None of the above
30. As you approach the stop line at an intersection you see the light turn amber. You should
- a. Prepare to go
  - b. Go if the way is clear
  - c. Go if no pedestrians are crossing
  - d. Get ready to stop before the stop line**
31. While driving you decided to stop immediately, the correct hand signal is
- a. Extend right arm horizontal to the ground with palm downwards
  - b. Extend the right arm & bend the elbow at right angles and turning palm to the front.**
  - c. No signal required
  - d. None of the above
32. You are driving towards an intersection where there is a flashing yellow traffic light. You should
- a. Slow down and proceed with caution**
  - b. Stop, if possible to do so, safely
  - c. Continue at the same speed
  - d. Rush past the signal
33. Before turning your vehicle on the road you should
- a. Check all around for other road users**
  - b. Use a driveway if possible
  - c. Keep your hand on the handbrake throughout
  - d. Switch on your headlights
34. Your mobile phone rings while you are driving. You should
- a. Stop immediately
  - b. Answer it immediately
  - c. Stop at a suitable place and attend phone**
  - d. Stop at the nearest kerb
35. You are most likely to lose concentration while driving if you
- a. Switch on the a.c



- b. Use a mobile phone**
  - c. Look at the rear view mirrors
  - d. All of the above
36. You are approaching a zebra crossing. Pedestrians are waiting to cross. You should
- a. Give way to the elderly and disabled only
  - b. Slow down and be prepared to stop**
  - c. Use your headlights to indicate that they can cross
  - d. Wave at them to cross the road.
37. Which of the following should you do before stopping?
- a. Sound the horn
  - b. Use the mirrors**
  - c. Select a higher gear
  - d. Flash your headlights
38. When you are moving off from behind a parked car you should
- a. Look around before you move off
  - b. Use all the mirrors on the vehicle
  - c. Give a signal
  - d. All of the above**
39. When being followed by an ambulance showing a flashing blue light you should
- a. Stop safely and as soon as possible to let it pass**
  - b. Accelerate hard to get away from it
  - c. Maintain your speed and course
  - d. Brake harshly and immediately stop on the road.
40. When parking and leaving your vehicle you should
- a. Park under a shady tree
  - b. Park under the sun
  - c. Park on a quiet road
  - d. Engage the steering lock**
41. Which of the following should be allowed extra room when overtaking?
- a. Motorcycles & bicycles**
  - b. Tractor
  - c. Trailers



- d. None of the above
42. When may you stop on a motorway?
- a. If traffic signal is red
  - b. When told by the police
  - c. In an emergency or a breakdown
  - d. All of the above**
43. In which of these places you must not park or wait?
- a. At a bus stop
  - b. Opposite a traffic island
  - c. In front of someone else's gate
  - d. All of the above**
44. When leaving your vehicle where should you park if possible?
- a. Opposite a traffic island
  - b. In a secure parking place**
  - c. On a bend
  - d. Near a tunnel
45. Which of these places you must not park?
- a. Near a shopping mall
  - b. At or near a bus stop
  - c. Within 10 metres (32feet) of a junction
  - d. All of the above**
46. In which of these place you must not park?
- a. Near a school entrance
  - b. Near a police station
  - c. On a side road
  - d. All of the above**
47. When leaving your vehicle unattended for a few minutes you should
- a. Lock it and remove the key**
  - b. Leave the engine running
  - c. Switch the engine off but leave the key in
  - d. Park near a traffic policeman



48. At a two road junction there are no road signs. Two vehicles approach. Which has priority?
- a. Neither vehicle
  - b. The vehicle travelling the fastest
  - c. The vehicle on the widest road
  - d. Vehicle approaching from the right**
49. Pedestrians are waiting to cross at a zebra crossing. They are standing on the pavement you should normally
- a. Go on quickly before they step onto the crossing
  - b. Stop on the zebra crossing and let them cross
  - c. Stop before the stop line, let them cross, wait patiently**
  - d. Ignore them as they are still on the pavement
50. You must not reverse
- a. On a busy road
  - b. On a one way road
  - c. On a round about
  - d. All of the above**
51. When you are not sure that it is safe to reverse your vehicle you should
- a. Use your horn
  - b. Raise your engine
  - c. Get out and check**
  - d. Reverse slowly
52. When may you reverse from a side road into a main road?
- a. Only if both roads are clear of traffic
  - b. Not at any time**
  - c. At any time
  - d. Only if the main road is clear of traffic
53. You are signalling to turn right in busy traffic. How would you confirm your intention safely?
- a. Sound the horn
  - b. Give an arm signal**
  - c. Flash your headlights
  - d. Position over the centre line



54. When traffic lights are out of order, what precaution should you take?
- a. Slow down and move
  - b. Stop, look right and left and proceed cautiously.**
  - c. No precaution is necessary
  - d. Move at the same speed
55. There is a police car following you, the police officer flashes the headlights and points to the left. What should you do?
- a. Turn at the next left
  - b. Stop on the left**
  - c. Stop immediately
  - d. Move over to the right
56. When approaching a roundabout give way to
- a. Cyclists
  - b. Slow-moving vehicles
  - c. Traffic on your right**
  - d. Traffic on your left
57. You are reversing a car into a side road. While reversing you should mainly look
- a. In the rear view mirror
  - b. Through the rear windscreen**
  - c. In the side view mirror nearest the kerb
  - d. In the side view mirror away from the kerb
58. To move off safely from a parked position you should
- a. Use your mirrors and look around for a final check**
  - b. Signal for other drivers to slow down
  - c. Not look around if there is a parked vehicle close in front of you
  - d. Give a hand signal as well as use your indicator
59. When approaching road works, you should not
- a. Start to overtake & increase speed**
  - b. Flash your headlights
  - c. Give any signals
  - d. None of the above
60. Which is the best reason for not following other vehicles too closely?
- a. To avoid exhaust fumes



- b. To avoid getting dirty from wheel spray
  - c. To get increased angle of vision of traffic conditions ahead and to avoid hitting vehicles in front, if they stop suddenly**
  - d. As it will require less attention for the operation of your vehicle
61. When approaching from the rear, where two lanes of traffic have stopped at a signal, you should?
- a. Pass all the vehicles and stop in front of them
  - b. Pass between all the vehicles standing in the two lanes
  - c. Stop behind the last vehicle in the appropriate lane**
  - d. Stop anywhere
62. A pedestrian is crossing the street at an unmarked cross- walk, you should
- a. Yield to the pedestrian the “right of way”**
  - b. Proceed with care
  - c. Reduce speed and warn pedestrian.
  - d. Wave to the pedestrian to cross quickly
63. While driving, you wish to change from one lane to another, you should
- a. Give the proper turn signal
  - b. Change lanes only when it is safe to do so by giving the proper turn signal**
  - c. Never change lanes as it is against the law
  - d. Lane should not be changed
64. You approach an intersection that does not have traffic lights, a policeman or traffic signs, you should
- a. Slow down and move with caution**
  - b. Come to a full stop
  - c. Dont change speed if the way is clear.
  - d. Wait for the policeman to arrive
65. What must you do if you miss your exit on a freeway?
- a. Continue until you reach the next appropriate exit.**
  - b. Stop and reverse back along the free way to the exit you missed.
  - c. Stop immediately and turn around
  - d. Look into the rear view mirror and reverse.



66. You are about to take a right turn at an intersection. The signal is green for you. You hear a siren and see a fire brigade about to overtake you. You should
- Continue to make the turn since you have the right of way.
  - Stop and let the fire brigade overtake you.**
  - Speed up and beat the fire brigade.
  - Any of the above.
67. While driving you approach a large puddle that is close to the left-hand kerb. Pedestrians are close to the water. You should
- Ignore the puddle
  - Brake suddenly and sound your horn
  - Slow down before the puddle & try to avoid splashing the pedestrians**
  - Wave at the pedestrians to keep back
68. What action would you take when elderly people are crossing the road?
- Wave them across so they know that you have seen them.
  - Be patient and give them sufficient time to cross.**
  - Speed up the engine to let them know that you are waiting.
  - Tap the horn in case they are hard of hearing.
69. You see a pedestrian with a stick and dark glasses trying to cross the road. What do you interpret?
- The person is dumb
  - The person is deaf
  - The person is normal
  - The person is blind**
70. When driving near children playing or walking near the edge of the road, you should
- Wait for them to finish their game
  - Sound your horn to warn them of your presence.
  - Slow down, and be ready to make a safe stop.**
  - Continue at the same speed and drive around them.
71. When driving in an area where there are many pedestrians (e.g. a bus stop) it is important to
- Sound your horn repeatedly
  - Put your headlights on high beam so they can see you better.





- c. Increase your speed to avoid the change of hitting them.
- d. Slow down and watch for an indication that they will enter the road.**

72. A vehicle ahead of you has stopped at a pedestrian crossing. You

- a. Must not overtake the vehicle**
- b. May overtake the vehicle if there are no pedestrians on the crossing
- c. May overtake the vehicle if there are no other vehicles coming the other way.
- d. None of the above

73. While driving motor vehicle on the road

- a. You should drive the vehicle close to the left hand side of the road**
- b. You should drive the vehicle close to the right hand side of the road
- c. You have carefully keep to the middle of the road
- d. You can drive either to the right or the left as per convenience

74. While driving motor vehicle on the road you should allow the traffic coming from the opposite direction

- a. To pass to the right hand side**
- b. To pass to the left hand side
- c. To pass at the centre of the road
- d. To pass from either left or right hand side as per convenience

75. When you want to turn into the road on the left side, you have to drive

- a. As close as maybe to the left side of the road**
- b. As close as maybe to the right side of the road
- c. At the centre of the road to facilitate easy turning of the vehicle
- d. To the right side or left side of the road as per convenience

76. When you want to turn into the road on the right side, you have to drive

- a. With signal indicator to the right
- b. As near as maybe to the centre of road along which you are travelling
- c. Arrive as near as maybe to left of the road which you are entering
- d. All of the above**

77. When you want to overtake a vehicle in front of you, you can overtake

- a. Only from the right hand side of that vehicle**
- b. Only from the left hand side of that vehicle



- c. Either from right or left hand side of the vehicle
  - d. None of the above
78. You can overtake a vehicle in front of you from the left hand side
- a. When the driver of that vehicle indicates intention to turn to the right and has drawn his vehicle to the centre of the road**
  - b. When the driver of that vehicle is not responding to your signals
  - c. When you are in a hurry to reach your destination
  - d. On the national highways
79. You want to overtake a vehicle in front of you. You suddenly find that the vehicle coming behind you has begun to overtake you. What should you do.?
- a. Overtake the front vehicle with higher speed
  - b. Continue driving without giving way to the vehicle behind
  - c. Stop overtaking the vehicle in front as it is not safe to do so**
  - d. None of the above
80. Overtaking is prohibited in which of the following cases
- a. If overtaking is likely to cause inconvenience or danger to other traffic proceeding in any direction
  - b. If the vehicle is near a bend, corner or hill making the road ahead not clearly visible
  - c. If the driver of the vehicle in front of you has not signalled that you may overtake him
  - d. All of the above**
81. You are driving a vehicle. Another vehicle from behind wants to overtake you. What should you do.?
- a. Increase the speed of your vehicle
  - b. Go with your own speed without bothering about that vehicle
  - c. Slow down and allow the vehicle to overtake**
  - d. None of the above
82. You shall slow down the vehicle
- a. When approaching a road intersection
  - b. When approaching a road junction**
  - c. When approaching a pedestrian crossing
  - d. All of the above



83. When you are entering into a main road at a road junction
- a. You should give way to the vehicles proceeding along that road
  - b. You can speed up into the main road
  - c. You can obstruct all the vehicles coming from your right hand side
  - d. You signal that the traffic on the main road shall stop for you
84. When you are driving on the road, you shall give free passage to
- a. Fire service vehicles
  - b. Ambulances
  - c. Heavy vehicles
  - d. Only 1 & 2
85. At a traffic junction, you got a green signal to move on. But the pedestrians are still on the zebra crossing. What should you do.?
- a. Move your vehicle by blowing horn
  - b. Patiently wait and allow pedestrians to pass
  - c. Signal the pedestrians to stop
  - d. Turn your vehicle to the right and go
86. When you want to take a u- turn at a traffic junction
- a. You should first signal for a right turn and watch the rear view mirror and turn
  - b. You should take u- turn very fast
  - c. You should bring your vehicle to the left most side of the road
  - d. Blow the horn and take u-turn
87. If you want to slow down while driving, the hand signal you should give is
- a. Extend the right arm, palm down, to the right of the vehicle and move the extended arm up and down several times
  - b. Raise the right fore arm vertically out side to the right of the vehicle, palm to the front
  - c. Extend right arm in horizontal position to the right of the vehicle with palm of the hand turned to the front
  - d. Extend right arm to the right of the vehicle and rotate it in an anti clock wise direction



88. If you are about to stop the vehicle on the road, the hand signal you should give is

- a. Extend the right arm, palm down, to the right of the vehicle and move the extended arm up and down several times
- b. Raise the right fore arm vertically out side to the right of the vehicle, palm to the front**
- c. Extend right arm in horizontal position to the right of the vehicle with palm of the hand turned to the front
- d. Extend right arm to the right of the vehicle and rotate it in an anti clock wise direction

89. If you are about to turn to the right, the hand signal you should give is

- a. Extend the right arm, palm down, to the right of the vehicle and move the extended arm up and down several times
- b. Raise the right fore arm vertically out side to the right of the vehicle, palm to the front
- c. Extend right arm in horizontal position to the right of the vehicle with palm of the hand turned to the front**
- d. Extend right arm to the right of the vehicle and rotate it in an anti clock wise direction

90. If you are about to turn to the left, the hand signal you should give is

- a. Extend the right arm, palm down, to the right of the vehicle and move the extended arm up and down several times
- b. Raise the right fore arm vertically out side to the right of the vehicle, palm to the front
- c. Extend right arm in horizontal position to the right of the vehicle with palm of the hand turned to the front
- d. Extend right arm to the right of the vehicle and rotate it in an anti clock wise direction**

91. In which of the following places can you park your vehicle

- a. Near a road crossing
- b. Near a bend on the road
- c. On a foot path
- d. None of these**



92. In which of the following places can you park your vehicle
- Near traffic light
  - Near pedestrians crossing
  - On a main road with heavy traffic
  - None of these**
93. In which of the following places can you park your vehicle
- Opposite another parked vehicle on the road
  - Along side another parked vehicle on the road
  - Where there is a continuous white line on the road
  - In a place, off the road**
94. While driving on a road which is marked into lanes
- You can change lanes when there is no traffic
  - You can change lanes freely if you are moving slowly
  - You can change the lane only after giving proper signal**
  - There are no restrictions for two wheelers
95. When a road is marked with a yellow line dividing the road
- You can overtake the vehicle in front, with out crossing the yellow line**
  - You can not overtake the vehicle in front of you
  - You have to overtake the vehicle only by crossing the yellow line
  - You have to signal the vehicle in front of you to cross the yellow line and then overtake
96. You are driving behind another vehicle in a busy traffic, you should
- Follow the front vehicle close behind
  - Keep sufficient distance from the front vehicle to avoid collision**
  - Keep a very long distance from the front vehicle
  - None of these
97. You are going down a narrow mountain road and you face another vehicle in opposite direction. What should you do
- You ask the upcoming vehicle to stop to allow you to proceed
  - You allow the upcoming vehicle to pass first**
  - You obstruct the upcoming vehicle by keeping your vehicle across



- d. You raise the speed of your vehicle
98. A bus is stopped at a bus stop ahead of you. Its right indicator is flashing. You should-
- a. Flash your headlights and slow down
  - b. Slow down and give way if it is safe to do so**
  - c. Sound your horn and keep going
  - d. Slow down and then sound your horn
99. You are approaching the traffic lights that have been green for some time. You should
- a. Accelerate hard
  - b. Maintain your speed
  - c. Be ready to stop**
  - d. Brake hard
100. You are driving behind a large goods vehicle. It signals left but steers to the right. You should
- a. Slow down and let the vehicle turn**
  - b. Drive on, keeping to the left
  - c. Overtake on the right of it
  - d. Hold your speed and sound your horn
101. A person herding sheep asks you to stop. You should-
- a. Ignore them as they have no authority
  - b. Stop and switch off your engine**
  - c. Continue on but drive slowly
  - d. Try and get past quickly
102. You cannot see clearly behind when reversing. What should you do?
- a. Open your window to look behind
  - b. Open the door and look behind
  - c. Look in the side mirror
  - d. Ask someone to guide you**
103. You are following two cyclists. They approach a roundabout in the left-hand lane. In which direction should you expect the cyclists to go?
- a. Left
  - b. Right
  - c. Any direction**
  - d. Straight ahead



104. You are on a narrow road at night. A slower moving vehicle ahead has been signalling right for some time. What should you do?
- a. Overtake on the left
  - b. Flash your headlights before overtaking
  - c. Signal right and sound your horn
  - d. Wait for the signal to be cancelled before overtaking**
105. When joining a motorway you must always
- a. Use the hard shoulder
  - b. Stop at the end of the acceleration lane
  - c. Come to a stop before joining the motorway
  - d. Give way to traffic already on the motorway**
106. You are driving on a motorway. By mistake you go past the exit that you wanted to take. You should
- a. Carefully reverse on the hard shoulder
  - b. Carry on to the next exit**
  - c. Carefully reverse in the left-hand lane
  - d. Make a u-turn at the next gap
107. You are leaving your vehicle parked on a road. When may you leave the engine running?
- a. If your vehicle will be parked for less than five minutes
  - b. If the battery is flat
  - c. When in a 20 kmph zone
  - d. Not on any occasion**
108. When going straight ahead at a roundabout you should
- a. Indicate left before leaving the roundabout**
  - b. Dont indicate at any time
  - c. Indicate right when approaching the roundabout
  - d. Indicate left when approaching the roundabout
109. While driving on a hill, who should be given right of way?
- a. Vehicles travelling downhill
  - b. Vehicles travelling uphill**
  - c. No precedence to anyone
  - d. Depends on the conditions of the road



110. What must you do when approaching an intersection if the traffic lights change from green to amber?
- Speed up to reach the intersection before lights changes to red.
  - Stop if you can do safely before the intersection.**
  - stop immediately
  - Swing hard and stop immediately around the corner.
111. What must you do when you intend to turn right from a road into a driveway or intersection?
- Signal immediately before you turn
  - Do not signal unless traffic is approaching you
  - No signal is necessary
  - Give a right turn signal at least three seconds before you intend to turn**
112. While driving a vehicle, if you find an animal running across the road suddenly in front of you,
- You should apply brakes immediately
  - You should blow the horn and overtake the animal from any side you find convenient
  - You should speed up and move in front of the animal
  - You should check traffic from behind, slow down or stop to enable the animal to cross**
113. While braking in rainy and wet conditions, you should
- Apply full force
  - Apply brakes frequently**
  - Try to lock the wheels
  - None of the above
114. You are driving down a steep hill. To control the speed of your vehicle you must
- Select low gear and use the brakes carefully**
  - Select a high gear and use the brakes carefully
  - Select a high gear and avoid using the brakes
  - Keep the gear in neutral and use brakes firmly





115. While driving downhill....
- a. Use top gear for optimum performance
  - b. Use neutral gear to reduce engine noise
  - c. Drive with ignition off and neutral gear to save fuel
  - d. Use same gear selection as driving uphill**
116. You stop for pedestrians waiting to cross at a zebra crossing. They do not start to cross. What should you do?
- a. Be patient and wait.**
  - b. Sound your horn.
  - c. Drive on.
  - d. Wave them to cross.
117. You should never attempt to overtake a cyclist
- a. Just before you turn left**
  - b. Just before you turn right
  - c. On a one-way street
  - d. On a dual carriageway.
118. It is very windy. You are behind a motorcyclist who is overtaking a high-sided vehicle. What should you do?
- a. Overtake the motorcyclist immediately.
  - b. Keep well back.**
  - c. Stay level with the motorcyclist.
  - d. Keep close to the motorcyclist.
119. You intend to turn right into a side road. Just before turning you should check for motorcyclists who might be
- a. Overtaking on your left
  - b. Following you closely
  - c. Emerging from the side road
  - d. Overtaking on your right.**
120. You keep well back while waiting to overtake a large vehicle. Another car fills the gap. You should
- a. Sound your horn
  - b. Drop back further**
  - c. Flash your headlights



- d. Start to overtake.
121. When should you direct pedestrians to cross the road?
- a. At pedestrian crossings.
  - b. At no time.**
  - c. At junctions.
  - d. At school crossings.
122. There is a slow-moving motorcyclist ahead of you. You are unsure what the rider is going to do. You should
- a. Pass on the left
  - b. Pass on the right
  - c. Stay behind**
  - d. Move closer
123. Braking hard at speed on a sharp bend can make your vehicle
- a. More stable
  - b. Unstable**
  - c. Stall
  - d. Corner safely
124. A long, heavily loaded lorry is taking a long time to overtake you. What should you do?
- a. Speed up.
  - b. Slow down.**
  - c. Hold your speed.
  - d. Change direction.
125. What is the main hazard a driver should be aware of when following a cyclist?
- a. The cyclist may move into the left and dismount
  - b. The cyclist may swerve out into the road.**
  - c. The contents of the cyclist's carrier may fall onto the road.
  - d. The cyclist may wish to turn right at the end of the road.
126. You are driving on a well-lit motorway at night. You must
- a. Use only your sidelights
  - b. Always use your headlights**
  - c. Always use rear fog lights
  - d. Use headlights only in bad weather



127. You are driving behind a cyclist. You wish to turn left just ahead. You should
- Overtake the cyclist before the junction
  - Pull alongside the cyclist and stay level until after the junction
  - Hold back until the cyclist has passed the junction**
  - Go around the cyclist on the junction.
128. The first thing you should do when you want to overtake a large lorry is
- Move close behind so that you can pass quickly
  - Keep in close to the left-hand side
  - Flash your headlights and wait for the driver to wave you on
  - Stay well back to get a better view.**
129. You have stopped at a pedestrian crossing. To allow pedestrians to cross, you should
- Wait until they have crossed**
  - Edge your vehicle forward slowly
  - Wait, stop your engine
  - Signal pedestrians to cross.
130. You are turning left at a junction. Pedestrians have started to cross the road. You should
- Go on, giving them plenty of room
  - Stop and wave at them to cross
  - Blow your horn and proceed
  - Give way to them**
131. A pedestrian steps out into the road just ahead of you. What should you do first?
- Sound your horn.
  - Check your mirror
  - Flash your headlights
  - Press the brake**
132. You are coming up to a roundabout. A cyclist is signalling to turn right. What should you do?
- Overtake on the right.
  - Give a horn warning
  - Signal the cyclist to move across



- d. Give the cyclist plenty of room**
133. Even if your traffic signal gives you a clearway, you should-
- Be ready to stop.
  - Dont obey them in emergency.
  - c. Be observant for drivers who do not respect traffic signals.**
  - Dont go in foggy conditions.
134. You meet an obstruction on your side of the road-you should
- Carry on, you have priority.
  - You should wave oncoming vehicles through.
  - c. Give way to oncoming traffic.**
  - Accelerate to get past first.
135. When making a short stop, facing uphill, you should
- Hold the vehicle on the clutch
  - Hold the vehicle on the footbrake
  - Select neutral and apply the parking brake
  - d. Apply the parking brake after stopping**
136. If a person carrying a white stick with red ring is crossing the road, what should you do?
- a. Wait until he cross the road**
  - Man handle him
  - Give him lift
  - Let him go unnoticed
137. You are waiting at a T-junction. A vehicle is coming from the right with the left signal flashing. What should you do?
- Move out and accelerate hard
  - b. Wait until the vehicle starts to turn in**
  - Pull out before the vehicle reaches the junction
  - Move out slowly
138. You enter a road where there are road humps. What should you do?
- a. Maintain a reduced speed throughout**
  - Accelerate quickly between each one
  - Always keep to the maximum legal speed



- d. Drive slowly at school timings only
139. When approaching a right-hand curve you should keep well to the left. Why is this?
- a. To improve your view of the road
  - b. To overcome the effect of the road's slope
  - c. To let faster traffic from behind overtake
  - d. To be positioned safely if you skid
140. You are on a long, downhill slope. What should you do to help control the speed of your vehicle?
- a. Select neutral
  - b. Select a lower gear
  - c. Grip the handbrake firmly
  - d. Apply the parking brake gently
141. What should the driver of the car approaching the crossing do?
- a. Continue at the same speed
  - b. Sound the horn
  - c. Drive through quickly
  - d. Slow down and get ready to stop
142. You are behind the cyclist. When the traffic lights change, what should you do?
- a. Try to move off before the cyclist
  - b. Allow the cyclist time and room
  - c. Turn right but give the cyclist room
  - d. Tap your horn and drive through first
143. You intend to turn left at the traffic lights. Just before turning you should
- a. Check your right mirror
  - b. Move close up to the white car
  - c. Straddle the lanes
  - d. Check for bicycles on your left
144. You are following a cyclist. You wish to turn left just ahead. You should-
- a. Overtake the cyclist before the junction
  - b. Pull alongside the cyclist and stay level until after the junction
  - c. Hold back until the cyclist has passed the junction



- d. Go around the cyclist on the junction
145. You are driving in town. There is a bus at the bus stop on the other side of the road. Why should you be careful?
- a. The bus may have broken down
  - b. Pedestrians may come from behind the bus**
  - c. The bus may move off suddenly
  - d. The bus may remain stationary
146. You are approaching a mini- roundabout. The long vehicle in front is signalling left but positioned over to the right. You should-
- a. Sound your horn
  - b. Overtake on the left
  - c. Follow the same course as the lorry
  - d. Keep well back**
147. You meet an obstruction on your side of the road. You should-
- a. Carry on .you have priority
  - b. Give way to oncoming traffic**
  - c. Wave oncoming vehicles through
  - d. Accelerate to get past first
148. The white line along the side of the road
- a. Shows the edge of the carriageway**
  - b. Shows the approach to a hazard
  - c. Means no parking
  - d. Means no overtaking
149. You are waiting at a T-junction. A vehicle is coming from the right with the left signal flashing. What should you do?
- a. Move out and accelerate hard
  - b. Wait until the vehicle starts to turn in**
  - c. Pull out before the vehicle reaches the junction
  - d. Move out slowly
150. How should you stop when going up the gradient?
- a. Using clutch & footbrake
  - b. Using only gears
  - c. Switching off the engine



**d. Using the hand brake**

151. Which of these should you do when passing sheep on a road?
- a. Drive very slowly.
  - b. Allow plenty of room.
  - c. Be ready to stop.

**d. All of the above.**

152. Which hand signal is used for 'u' turn
- a. Left turn signal
  - b. Slow down signal

**c. Right turn signal**

153. When your vehicle is being overtaken
- a. You can increase speed with care
  - b. You can change lanes
  - c. You should move to overtaking lane

**d. Do not increase speed**

154. You are approaching a narrow bridge. Another vehicle from the opposite direction is already on the bridge. You should

- a. Increase our speed and try to cross the bridge quickly
- b. Switch on your headlights

**c. Wait till the other vehicle has crossed the bridge and then proceed**

- d. Sound horn and drive through

155. When a vehicle arrives at an unguarded railway crossing

- a. The driver must sound horn and drive through
- b. The driver must switch on the headlights and drive

**c. The driver must get out of the vehicle and check for any approaching train and then pass.**

- d. The driver must check with the railway authorities about train timings

156. You wish to park facing down hill. Which of the following should you do?

**a. Turn the steering wheel towards the kerb and put the hand brake firmly**

- b. Park close to the bumper of the another car



- c. Park with two wheels on the kerb
  - d. Turn the steering wheel away from the kerb
157. Lending of a motor vehicle to a person for driving, who is not holding a valid licence is:-
- a. Not an offence since the borrower is solely responsible.
  - b. A serious offence.**
  - c. An offence only when vehicle is involved in an accident.
  - d. None of the above
158. U turn is prohibited on
- a. A road with a no u turn” sign
  - b. A busy road
  - c. A road where safety may be compromised
  - d. All of the above**
159. Pedestrians must not cross the road, from behind a vehicle or near to a bend, because
- a. They may not be able to run across the road
  - b. They may cause inconvenience to the pedestrians
  - c. Children may feel scared
- Drivers of the other vehicles may not be able to see the person crossing the road**

# LLR Rules and Regulations Test



[Rules and Regulations](#)

[Test #1](#)

[LLR Mock Exam](#)

[Test# 2](#)

[LLR Mock Exam](#)

[Test# 3](#)

[LLR Mock Exam](#)

[Test# 4](#)





[LLR Mock Exam](#)

[Test# 5](#)

[LLR Mock Exam](#)

[Test# 6](#)



**Ready for complete RTO format Mock Test???**

[LLR Mock Exam #1](#)

[Click Here >>](#)

[LLR Mock Exam #2](#)

[Click Here >>](#)

---

[LLR Mock Exam #3](#)

[Click Here >>](#)

[LLR Mock Exam #4](#)

[Click Here >>](#)

---

[LLR Mock Exam #5](#)

[Click Here >>](#)

[LLR Mock Exam #6](#)

[Click Here >>](#)

**WISH YOU ALL THE VERY BEST IN CLEARING THE LLR EXAM!!!**

FROM, [WWW.PRACT4EXAM.COM](http://WWW.PRACT4EXAM.COM)

